




MAX1090H280


FOAM CONFIGURATION




MAX[®]



+



+



=



S

BASE FOAM


1 x 60 mm / 1 x 2.36 inch

CUBED FOAM


2 x 50 mm + 1 x 40 mm /
2 x 1.96 inch + 1 x 1.57 inch

CONVOLUTED FOAM

1 x 60 mm / 1 x 2.36 inch




CUBED FOAM TUTORIAL



BUSINESS SOLUTIONS



CUSTOM FOAM INLAY



S & HDS VIDEO



NEW MAX1090