





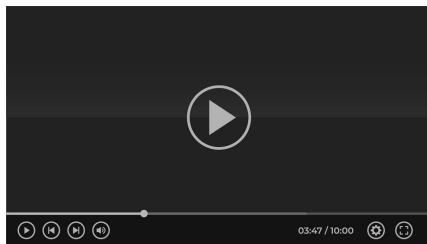
## MAX380H160S-HDS

 414 x 345 x H174 mm  
16.29 x 13.58 x H6.85 inch.

 380 x 270 x H160 mm  
14.96 x 10.62 x H6.29 inch.

 36 + 124 mm  
1.42 + 4.90 inch.

 Version S: 2,755 Kg / 6.07 lb  
Version HDS: 3,23 Kg / 7.12 lb



HIGH DENSITY  
CUBED FOAM  
VIDEO



- **WATERTIGHT SEAL AROUND LID / GUARNIZIONE ERMETICA**
- **AUTOMATIC PRESSURE RELEASE VALVE / VALVOLA AUTOMATICA DI PRESSURIZZAZIONE**
- **EASY TO OPEN DOUBLE THROW LATCHES / CHIUSURE DI SICUREZZA A DOPPIO STEP**
- **LOAD TESTED SOFT GRIP HANDLE / MANICO MORBIDO AD ALTA ERGONOMICITÀ**
- **STACKABLE INTERLOCKING SYSTEM / SISTEMA DI IMPILABILITÀ**
- **THICK BODY MATERIAL / PARETI SPESSIE ANTIURTO**
- **EXTRA FIXING POINTS / PUNTI DI FISSAGGIO PER VARIE APPLICAZIONI**
- **FULLY LENGTH HINGES / CERNIERA LUNGO TUTTO IL PROFILO DELLA VALIGIA**
- **NYLON PINS, CORROSION FREE / PERNI IN NYLON ANTI CORROSIONE**
- **SCREEN PRINTING AND RESIN LABEL SPACE / SERIGRAFIA ED ETICHETTA RESINATA**
- **MATERIAL: POLYPROPYLENE COPOLYMER / MATERIALE: POLIPROPILENE COPOLIMERO**
- **LATCHES: NYLON / SERRATURE IN NYLON**
- **O-RING: POLYMER / GUARNIZIONE POLIMERO**


- **INTERNAL CUBIC VOLUME: 16416000 CUBIC MM - 0.5797 CUBIC FEET / VOLUME: 16416000 MM CUBI**
- **VOLUME CAPACITY: 16.41 LT / CAPACITÀ: 16.41 LT**
- **PCS PER CARTON: 2 / PEZZI PER CARTONE: 2**
- **WEIGHT OF THE FULL CARTON: 5.52 KG - 12.16 LBS. / PESO DEL CARTONE: 5.52 KG**
- **MOULDING: INJECTION MOLDED / STAMPAGGIO: AD INIEZIONE**
- **RANGE TEMPERATURE: -30 / 90°C (-22 / 194°F) / RANGE DI TEMPERATURA: -30 / 90°C (-22 / 194°F)**
- **ACCESSORIES: CUBED & CONVOLUTED FOAMS - PADDED DIVIDERS - LID ORGANIZER - PANELS - SHOULDER STRAP / SPUGNE CUBETTATE & SPUGNE BUGNATE - DIVISORIE IMBOTTITE - TASCA ORGANIZER - PANNELLI - TRACCOLLA IMBOTTITA**

**IP67 RATING**


**ATA 300**

**MIL SPECS**


**DEF STAN 81-41  
STANAG 4280**



+



+



=



**Base foam**

1 x 10 mm / 1 x 0.39 inch

**Cubed foam**

2 x 55 mm / 2 x 2.16 inch


**Convuluted foam**

1 x 35 mm / 1 x 1.38 inch


**MAX380H160S**



+



+



=



**Base foam**

1 x 10 mm / 1 x 0.39 inch

**High Density Cubed foam**

2 x 55 mm / 2 x 2.16 inch

**Convuluted foam**

1 x 35 mm / 1 x 1.38 inch

**MAX380H160HDS**